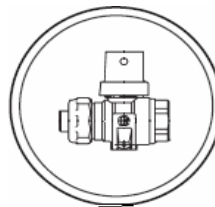
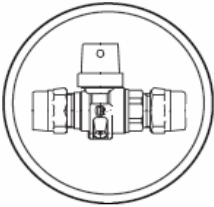
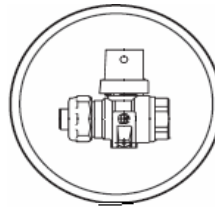
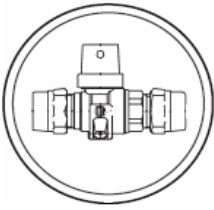


# Curb Stops-Full Port-Ball Style



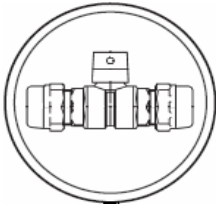
Part Number	Size	WT.	Box QTY.	Part Number	Size	WT.	Box QTY.			
<b>CB Compression x CB Compression</b>				<b>CB Compression x FIP</b>						
202-H3H3	3/4" x 3/4"	2.5	10	202-H3F3	3/4" x 3/4"	2.1	10			
202-H4H4	1" x 1"	4.0	5	202-H4F4	1" x 1"	3.1	6			
202-H5H5	1" 1/4" x 1 1/4"	9.8	2	202-H5F5	1" 1/4" x 1 1/4"	8.2	2			
202-H6H6	1 1/2" x 1 1/2"	9.8	2	202-H6F6	1 1/2" x 1 1/2"	7.8	2			
202-H7H7	2" x 2"	12.5	2	202-H7F7	2" x 2"	10.7	2			
<b>Campak x Campak</b>				<b>Campak x FIP</b>						
202-B3B3	3/4" x 3/4"	2.5	8	202-B3F3	3/4" x 3/4"	2.1	10			
202-B4B4	1" x 1"	3.7	5	202-B4F4	1" x 1"	6.3	6			
202-B6B6	1 1/2" x 1 1/2"	9.8	2	202-B6F6	1 1/2" x 1 1/2"	10.6	2			
202-B7B7	2" x 2"	14.0	1	202-B7F7	2" x 2"	13.9	2			
<b>Haystite x Haystite</b>				<b>Haystite x FIP</b>						
202-J3J3	3/4" x 3/4"	3.8	10	202-J3F3	3/4" x 3/4"	3.1	10			
202-J4J4	1" x 1"	6.8	6	202-J4F4	1" x 1"	6.3	5			
<b>Gripjoint x Gripjoint</b>				<b>Gripjoint x FIP</b>						
202-GJ3GJ3	3/4" x 3/4"			202-GJ3F3	3/4" x 3/4"	3.1	10			
202-GJ4GJ4	1" x 1"			202-GJ4F4	1" x 1"	6.3	6			
<b>CB Compression x CB Compression Electrical Tail Nut</b>				<b>Copper Flare x FIP</b>						
202-H3HE3	3/4" x 3/4"	2.7	10	202-C3F1	3/4" x 1/2"	2.9	10			
202-H4HE4	1" x 1"	4.0	5	202-C3F3	3/4" x 3/4"	2.1	10			
202-H6HE6	1 1/2" x 1 1/2"	12.0	2	202-C4F4	1" x 1"	6.1	5			
202-H7HE7	2" x 2"	13.5	1	202-C5F5	1 1/4" x 1 1/4"	10.3	1			
<b>Copper Flare x Copper Flare</b>				202-C6F6				1 1/2" x 1 1/2"	9.7	2
202-C3C3	3/4" x 3/4"	2.7	8	202-C7F7	2" x 2"	12.3	1			
202-C4C4	1" x 1"	4.0	5	<b>FIP x FIP</b>						
202-C5C5	1" 1/4" x 1 1/4"	11.0	2	202-F3F3	3/4" x 3/4"	1.7	12			
202-C6C6	1 1/2" x 1 1/2"	12.0	2	202-F4F4	1" x 1"	2.6	10			
202-C7C7	2" x 2"	18.5	2	202-F5F5	1 1/4" x 1 1/4"		2			
<b>Copper Flare x Copper Flare Electrical Tail Nut</b>				202-F6F6				1 1/2" x 1 1/2"	6.6	2
202-C3CE3	3/4" x 3/4"	3.3	8	202-F7F7	2" x 2"	9.2	2			
202-C4CE4	1" x 1"	6.4	5	<b>PE Pipe Compression x FIP</b>						
<b>PE Pipe Compression x PE Pipe Compression w/ insert</b>				202-Z3F3				3/4" x 3/4"		10
202-Z3Z3	3/4" x 3/4"		10	202-Z4F4	1" x 1"		6			
202-Z4Z4	1" x 1"		5	<b>PVC/GAL Compression x FIP</b>						
<b>PVC/GAL Compression x PVC/GAL Compression</b>				202-PV3F3				3/4" x 3/4"		10
202-PV3PV3	3/4" x 3/4"		8	202-PV4F4	1" x 1"		6			
202-PV4PV4	1" x 1"		5	<b>Kitec x Kitec</b>						
<b>CB Compression x PE Pipe Compression with insert</b>				202-K3K3				3/4" x 3/4"	2.7	8
202-H3Z3	3/4" x 3/4"		10	202-K4K4	1" x 1"	4.2	5			
202-H4Z4	1" x 1"		5	<b>Kitec x CB Compression</b>						
<b>CB Compression x PVC/GAL Compression</b>				202-K3H3				3/4" x 3/4"	2.6	10
202-H3PV3	3/4" x 3/4"		10	202-K4H4	1" x 1"	4.0	5			
202-H4PV4	1" x 1"		5	<b>Kitec x FIP</b>						
<b>CB Compression x CB Compression (Insulated)</b>				202-K3F3				3/4" x 3/4"	2.2	10
202-H3H3I	3/4" x 3/4"			202-K4F4	1" x 1"	6.3	6			
202-H4H4I	1" x 1"									

# Curb Stops-Full Port-Ball Style-DRAINING



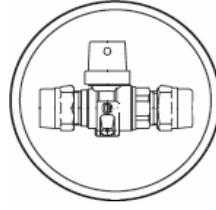
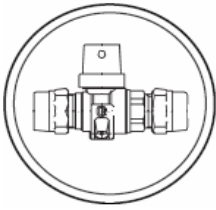
Part Number	Size	WT.	Box QTY.	Part Number	Size	WT.	Box QTY.
<b>CB Compression x CB Compression</b>				<b>CB Compression x FIP</b>			
203-H3H3	3/4" x 3/4"	2.4	10	203-H3F3	3/4" x 3/4"	2.0	10
203-H4H4	1" x 1"	3.8	5	203-H4F4	1" x 1"	3.0	6
203-H5H5	1 1/4" x 1 1/4"	11.5	2	203-H5F5	1 1/4" x 1 1/4"	10.6	2
203-H6H6	1 1/2" x 1 1/2"	8.5	2	203-H6F6	1 1/2" x 1 1/2"	10.8	2
203-H7H7	2" x 2"	11.6	2	203-H7F7	2" x 2"	10.7	2
<b>Campak x Campak</b>				<b>Campak x FIP</b>			
203-B3B3	3/4" x 3/4"	3.8	10	203-B3F3	3/4" x 3/4"	3.1	10
203-B4B4	1" x 1"	6.8	6	203-B4F4	1" x 1"	6.3	6
203-B6B6	1 1/2" x 1 1/2"	12.0	2	203-B6F6	1 1/2" x 1 1/2"	10.8	2
203-B7B7	2" x 2"	17.0	2	203-B7F7	2" x 2"	13.9	2
<b>Haystite x Haystite</b>				<b>Haystite x FIP</b>			
203-J3J3	3/4" x 3/4"	3.8	10	203-J3F3	3/4" x 3/4"	3.1	10
203-J4J4	1" x 1"	6.8	6	203-J4F4	1" x 1"	6.3	6
<b>Gripjoint x Gripjoint</b>				<b>Gripjoint x FIP</b>			
203-GJ3GJ3	3/4" x 3/4"			203-GJ3F3	3/4" x 3/4"	3.1	10
203-GJ4GJ4	1" x 1"			203-GJ4F4	1" x 1"	6.3	6
<b>CB Compression x CB Compression Electrical Tail Nut</b>				<b>Copper Flare x FIP</b>			
203-H3HE3	3/4" x 3/4"	3.2	10	203-C3F1	3/4" x 1/2"	2.9	10
203-H4HE4	1" x 1"	4.0	5	203-C3F3	3/4" x 3/4"	2.1	10
203-H6HE6	1 1/2" x 1 1/2"	12.0	2	203-C4F4	1" x 1"	6.1	6
203-H7HE7	2" x 2"	17.0	1	203-C5F5	1 1/4" x 1 1/4"	10.3	2
<b>Copper Flare x Copper Flare</b>				<b>Copper Flare x FIP</b>			
203-C3C3	3/4" x 3/4"	2.3	8	203-C6F6	1 1/2" x 1 1/2"	10.5	2
203-C4C4	1" x 1"	3.9	5	203-C7F7	2" x 2"	13.4	1
203-C5C5	1 1/4" x 1 1/4"	11.5	2	<b>FIP x FIP</b>			
203-C6C6	1 1/2" x 1 1/2"	12.0	2	203-F3F3	3/4" x 3/4"	1.7	12
203-C7C7	2" x 2"	18.0	2	203-F4F4	1" x 1"	2.5	10
<b>Copper Flare x Copper Flare Electrical Tail Nut</b>				<b>PE Pipe Compression x FIP</b>			
203-C3CE3	3/4" x 3/4"	3.3	8	203-Z3F3	3/4" x 3/4"		10
203-C4CE4	1" x 1"	6.4	5	203-Z4F4	1" x 1"		6
<b>PE Pipe Compression x PE Pipe Compression with insert</b>				<b>PVC/GAL Compression x FIP</b>			
203-Z3Z3	3/4" x 3/4"		10	203-PV3F3	3/4" x 3/4"		10
203-Z4Z4	1" x 1"		5	203-PV4F4	1" x 1"		6
<b>PVC/GAL Compression x PVC/GAL Compression</b>				<b>Kitec x Kitec</b>			
203-PV3PV3	3/4" x 3/4"		8	203-K3K3	3/4" x 3/4"	3.8	8
203-PV4PV4	1" x 1"		5	203-K4K4	1" x 1"	6.8	6
<b>CB Compression x PE Pipe Compression with insert</b>				<b>Kitec x CB Compression</b>			
203-H3Z3	3/4" x 3/4"		10	203-K3H3	3/4" x 3/4"	3.8	10
203-H4Z4	1" x 1"		5	203-K4H4	1" x 1"	6.8	6
<b>CB Compression x PVC/GAL Compression</b>				<b>Kitec x FIP</b>			
203-H3PV3	3/4" x 3/4"		10	203-K3F3	3/4" x 3/4"	3.1	8
203-H4PV4	1" x 1"		5	203-K4F4	1" x 1"	6.3	6

# Curb Stops-Reduced Port-Ball Style



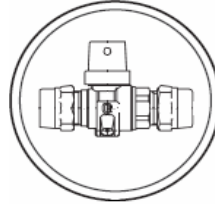
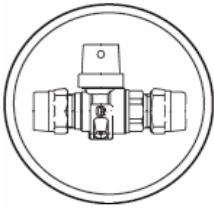
Part Number	Size	WT.	Box QTY.
<b>CB Compression x CB Compression</b>			
204-H3H3	3/4" x 3/4"	1.9	10
<b>Campak x Campak</b>			
204-B3B3	3/4" x 3/4"	1.9	8
<b>Haystite x Haystite</b>			
204-J3J3	3/4" x 3/4"	1.9	8
<b>Gripjoint x Gripjoint</b>			
204-GJ3GJ3	3/4" x 3/4"		
<b>Copper Flare x Copper Flare</b>			
204-C3C3	3/4" x 3/4"	1.9	8
<b>PE Pipe Compression x PE Pipe Compression with insert</b>			
204-Z3Z3	3/4" x 3/4"		10
<b>PVC/GAL Compression x PVC/GAL Compression</b>			
204-PV3PV3	3/4" x 3/4"		8
<b>CB Compression x FIP</b>			
204-H3F3	3/4" x 3/4"	1.7	10
<b>Campak x FIP</b>			
204-B3F3	3/4" x 3/4"	1.7	10
<b>Haystite x FIP</b>			
204-J3F3	3/4" x 3/4"	1.7	10
<b>Copper Flare x FIP</b>			
204-C3F1	3/4" x 1/2"	1.7	10
204-C3F3	3/4" x 3/4"	1.6	10
<b>PE Pipe Compression with insert x FIP</b>			
204-Z3F3	3/4" x 3/4"		10
<b>PVC/GAL Compression x FIP</b>			
204-PV3F3	3/4" x 3/4"		10
<b>FIP x FIP</b>			
204-F1F1	1/2" x 1/2"	1.1	20
204-F3F3	3/4" x 3/4"	1.2	20

# Curb Stops-Ball Style-Open Right



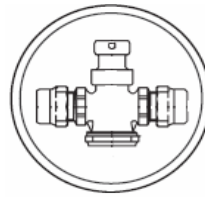
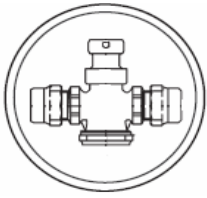
Part Number	Size	WT.	Box QTY.	Part Number	Size	WT.	Box QTY.
<b>CB Compression x CB Compression</b>				<b>Draining</b>			
252-H3H3	3/4" x 3/4"	2.4	10	253-H3H3	3/4" x 3/4"	2.4	10
252-H4H4	1" x 1"	3.8	5	253-H4H4	1" x 1"	3.8	5
252-H6H6	1 1/2" x 1 1/2"	9.3	2	253-H6H6	1 1/2" x 1 1/2"	8.5	2
252-H7H7	2" x 2"	12.5	2	253-H7H7	2" x 2"	11.6	2
<b>Campak x Campak</b>				<b>Campak x Campak</b>			
252-B3B3	3/4" x 3/4"	2.5	8	253-B3B3	3/4" x 3/4"	3.8	10
252-B4B4	1" x 1"	3.7	5	253-B4B4	1" x 1"	6.8	5
252-B6B6	1 1/2" x 1 1/2"	9.8	2	253-B6B6	1 1/2" x 1 1/2"	12.0	2
252-B7B7	2" x 2"	14.0	1	253-B7B7	2" x 2"	17.0	2
<b>Copper Flare x Copper Flare</b>				<b>Copper Flare x Copper Flare</b>			
252-C3C3	3/4" x 3/4"	2.7	8	253-C3C3	3/4" x 3/4"	3.3	8
252-C4C4	1" x 1"	4.0	5	253-C4C4	1" x 1"	6.4	5
252-C6C6	1 1/2" x 1 1/2"	12.0	2	253-C6C6	1 1/2" x 1 1/2"	11.6	2
252-C7C7	2" x 2"	18.5	2	253-C7C7	2" x 2"	18.0	2
<b>FIP x FIP</b>				<b>FIP x FIP</b>			
252-F3F3	3/4" x 3/4"	1.8	12	253-F3F3	3/4" x 3/4"	2.2	12
252-F4F4	1" x 1"	2.6	10	253-F4F4	1" x 1"	5.2	10
252-F6F6	1 1/2" x 1 1/2"	6.6	2	253-F6F6	1 1/2" x 1 1/2"	9.0	2
252-F7F7	2" x 2"	9.3	2	253-F7F7	2" x 2"	12.5	2
<b>CB Compression x FIP</b>				<b>CB Compression x FIP</b>			
252-H3F3	3/4" x 3/4"	2.1	10	253-H3F3	3/4" x 3/4"	3.1	10
252-H4F4	1" x 1"	3.1	6	253-H4F4	1" x 1"	6.3	6
252-H6F6	1 1/2" x 1 1/2"	7.8	2	253-H6F6	1 1/2" x 1 1/2"	10.8	2
252-H7F7	2" x 2"	10.7	2	253-H7F7	2" x 2"	13.9	2
<b>Campak x FIP</b>				<b>Campak x FIP</b>			
252-B3F3	3/4" x 3/4"	3.1	10	253-B3F3	3/4" x 3/4"	3.1	10
252-B4F4	1" x 1"	6.3	6	253-B4F4	1" x 1"	6.3	6
252-B6F6	1 1/2" x 1 1/2"	10.8	2	253-B6F6	1 1/2" x 1 1/2"	10.8	2
252-B7F7	2" x 2"	13.9	2	253-B7F7	2" x 2"	13.9	2
<b>Copper Flare x FIP</b>				<b>Copper Flare x FIP</b>			
252-C3F3	3/4" x 3/4"	2.9	10	253-C3F3	3/4" x 3/4"	2.9	10
252-C4F4	1" x 1"	6.1	6	253-C4F4	1" x 1"	6.1	6

# Curb Stops-Ball Style-Minneapolis Pattern



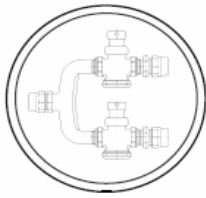
Part Number	Size	WT.	Box QTY.	Part Number	Size	WT.	Box QTY.
<b>CB Compression x CB Compression</b>				<b>Draining</b>			
262-H3H3	3/4" x 3/4"	3.0	10	<b>CB Compression x CB Compression</b>			
262-H4H4	1" x 1"	6.8	4	263-H3H3	3/4" x 3/4"	3.9	10
262-H6H6	1 1/2" x 1 1/2"	10.0	2	263-H4H4	1" x 1"	4.4	4
262-H7H7	2" x 2"	12.9	2	263-H6H6	1 1/2" x 1 1/2"	9.7	2
<b>Campak x Campak</b>				<b>Campak x Campak</b>			
262-B3B3	3/4" x 3/4"	3.9	6	263-B3B3	3/4" x 3/4"	2.9	10
262-B4B4	1" x 1"	4.6	4	263-B4B4	1" x 1"	6.8	4
262-B6B6	1 1/2" x 1 1/2"	12.2	2	263-B6B6	1 1/2" x 1 1/2"	12.1	2
262-B7B7	2" x 2"	18.0	2	263-B7B7	2" x 2"	17.1	2
<b>Copper Flare x Copper Flare</b>				<b>Copper Flare x Copper Flare</b>			
262-C3C3	3/4" x 3/4"	2.1	8	263-C3C3	3/4" x 3/4"	3.3	8
262-C4C4	1" x 1"	2.9	6	263-C4C4	1" x 1"	6.8	6
262-C6C6	1 1/2" x 1 1/2"	7.0	2	263-C6C6	1 1/2" x 1 1/2"	11.7	2
262-C7C7	2" x 2"	9.6	2	263-C7C7	2" x 2"	18.1	2
<b>FIP x FIP</b>				<b>FIP x FIP</b>			
262-F3F3	3/4" x 3/4"	2.3	12	263-F3F3	3/4" x 3/4"	2.3	12
262-F4F4	1" x 1"	5.2	6	263-F4F4	1" x 1"	5.2	6
262-F6F6	1 1/2" x 1 1/2"	9.1	2	263-F6F6	1 1/2" x 1 1/2"	9.1	2
262-F7F7	2" x 2"	12.6	2	263-F7F7	2" x 2"	12.6	2
<b>CB Compression x FIP</b>				<b>CB Compression x FIP</b>			
262-H3F3	3/4" x 3/4"	3.2	10	263-H3F3	3/4" x 3/4"	3.2	12
262-H4F4	1" x 1"	6.4	6	263-H4F4	1" x 1"	6.3	6
262-H6F6	1 1/2" x 1 1/2"	10.9	2	263-H6F6	1 1/2" x 1 1/2"	10.9	2
262-H7F7	2" x 2"	14.0	2	263-H7F7	2" x 2"	14.0	2
<b>Campak x FIP</b>				<b>Campak x FIP</b>			
262-B3F3	3/4" x 3/4"	3.2	12	263-B3F3	3/4" x 3/4"	3.2	12
262-B4F4	1" x 1"	6.4	8	263-B4F4	1" x 1"	6.3	6
262-B6F6	1 1/2" x 1 1/2"	10.9	2	263-B6F6	1 1/2" x 1 1/2"	10.9	2
262-B7F7	2" x 2"	14.0	2	263-B7F7	2" x 2"	14.0	2
<b>Copper Flare x FIP</b>				<b>Copper Flare x FIP</b>			
262-C3F3	3/4" x 3/4"	3.0	10	263-C3F3	3/4" x 3/4"	3.0	10
262-C4F4	1" x 1"	6.3	4	263-C4F4	1" x 1"	6.3	6

# Inverted Key Curb Stops



Part Number	Size	WT.	Box QTY.	Part Number	Size	WT.	Box QTY.
<b>CB Compression x CB Compression</b>				<b>Draining</b>			
290-H3H3	3/4" x 3/4"	3.1	6	293-H3H3	3/4" x 3/4"	3.2	6
<b>Campak x Campak</b>				<b>Campak x Campak</b>			
290-B3B3	3/4" x 3/4"	3.3	6	293-B3B3	3/4" x 3/4"	3.1	1
<b>Copper Flare x Copper Flare</b>				<b>Copper Flare x Copper Flare</b>			
290-C1C1	1/2" x 1/2"	2.2	5	293-C1C1	1/2" x 1/2"	2.2	5
290-C2C2	5/8" x 5/8"	3.5	5	293-C2C2	5/8" x 5/8"	3.4	5
290-C3C3	3/4" x 3/4"	3.1	5	293-C3C3	3/4" x 3/4"	3.3	6
<b>CB Compression x CB Compression</b>				<b>CB Compression x CB Compression</b>			
290-H3HE3	3/4" x 3/4"	3.5	6	293-H3HE3	3/4" x 3/4"	3.5	6
<b>FIP x FIP</b>				<b>FIP x FIP</b>			
290-F1F1	1/2" x 1/2"	2.5	5	293-F1F1	1/2" x 1/2"	2.5	5
290-F3F3	3/4" x 3/4"	2.3	6	293-F3F3	3/4" x 3/4"	2.3	6

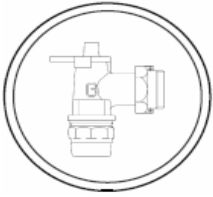
# Inverted Key Curb Stops



Part Number      Size      WT.      Box QTY.

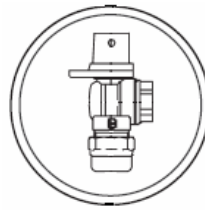
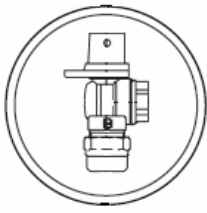
<b>Double Curb Stops</b>			
<b>CB Compression x CB Compression</b>			
282-H3H3	3/4" x 3/4" x 3/4"	7.7	1
282-H4H3	1" x 3/4" x 3/4"	8.8	2
<b>Copper Flare x Copper Flare</b>			
282-C2C1	5/8" x 1/2" x 1/2"	6.0	1
282-C3C1	3/4" x 1/2" x 1/2"	8.4	1
282-C3C2	3/4" x 5/8" x 5/8"	7.5	1
282-C3C3	3/4" x 3/4" x 3/4"	7.7	1
282-C4C3	1" x 3/4" x 3/4"	7.9	1
<b>Double Curb Stops Draining</b>			
<b>CB Compression x CB Compression</b>			
283-H3H3	3/4" x 3/4" x 3/4"	7.7	1
283-H4H3	1" x 3/4" x 3/4"	8.8	2
<b>Copper Flare x Copper Flare</b>			
283-C2C2	5/8" x 5/8" x 5/8"	7.3	1
283-C3C3	3/4" x 3/4" x 3/4"	7.7	1
283-C4C3	1" x 3/4" x 3/4"	7.9	1

# Key Style Angle Meter Valves



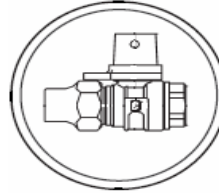
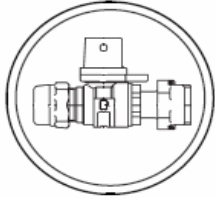
Part Number	Size	WT.	Box QTY.
<b>CB Compression x Meter Tail</b>			
292-H3T3	3/4" x 3/4"	1.5	12
292-H4T3	1" x 3/4"	1.9	10
292-H4T4	1" x 1"	2.4	8
<b>Campak x Meter Tail</b>			
292-B3T3	3/4" x 3/4"	6.0	10
292-B4T3	1" x 3/4"	6.3	10
292-B4T4	1" x 1"	7.5	8
<b>Haystite x Meter Tail</b>			
292-J3T3	3/4" x 3/4"		
292-J4T3	1" x 3/4"		
292-J4T4	1" x 1"		
<b>Gripjoint x Meter Tail</b>			
292-GJ3T3	3/4" x 3/4"		
292-GJ4T3	1" x 3/4"	2.2	8
292-GJ4T4	1" x 1"	2.5	1
<b>Copper Flare x Meter Tail</b>			
292-C3T3	3/4" x 3/4"		10
292-C4T3	1" x 3/4"		10
292-C4T4	1" x 1"	2.5	8
<b>PE Pipe Compression x Meter Tail</b>			
292-Z3T3	3/4" x 3/4"		
292-Z4T3	1" x 3/4"		
292-Z4T4	1" x 1"		8
<b>PVC/GAL Compression x Meter Tail</b>			
292-PV3T3	3/4" x 3/4"		
292-PV4T3	1" x 3/4"		
292-PV4T4	1" x 1"		
<b>FIP x Meter Tail</b>			
292-F3T3	3/4" x 3/4"	1.2	16
292-F4T3	1" x 3/4"		
292-F4T4	1" x 1"	1.9	8

# Angle Meter Valves-Full Port



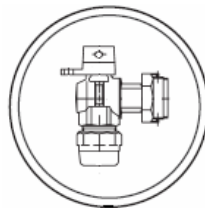
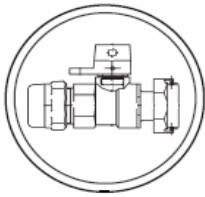
Part Number	Size	WT.	Box QTY.	Part Number	Size	WT.	Box QTY.
<b>CB Compression x CB Compression</b>				<b>CB Compression x FIP</b>			
210-H3H3	3/4" x 3/4"			210-H3F3	3/4" x 3/4"	2.1	6
<b>Campak x Campak</b>				210-H4F3	1" x 3/4"		6
210-B3B3	3/4" x 3/4"			210-H4F4	1" x 1"	3	8
<b>Copper Flare x Copper Flare</b>				<b>Campak x FIP</b>			
210-C3C3	3/4" x 3/4"			210-B3F3	3/4" x 3/4"	2.0	6
<b>CB Compression x Meter Tail Nut</b>				210-B4F3	1" x 3/4"		6
210-H3T3	3/4" x 3/4"	2.4	8	210-B4F4	1" x 1"		8
210-H4T3	1" x 3/4"	2.8	6	<b>Haystite x FIP</b>			
210-H4T4	1" x 1"	3.6	6	210-J3F3	3/4" x 3/4"	2.1	6
<b>Campak x Meter Tail Nut</b>				210-J4F3	1" x 3/4"		6
210-B3T3	3/4" x 3/4"	2.4	8	210-J4F4	1" x 1"		6
210-B4T3	1" x 3/4"	2.7	6	<b>Copper Flare x FIP</b>			
210-B4T4	1" x 1"	3.5	5	210-C4F3	1" x 3/4"		6
<b>Haystite x Meter Tail Nut</b>				210-C4F4	1" x 1"		119.05
210-J3T3	3/4" x 3/4"	2.3	8	<b>CB Compression x Meter Flange</b>			
210-J4T3	1" x 3/4"	2.9	6	210-H6MF6	1 1/2" x 1 1/2"	9.7	1
210-J4T4	1" x 1"	3.7	5	210-H7MF7	2" x 2"	12.4	1
<b>Gripjoint x Meter Tail Nut</b>				<b>Campak x Meter Flange</b>			
210-GJ3T3	3/4" x 3/4"	2.5	8	210-B6MF6	1 1/2" x 1 1/2"	10.0	1
210-GJ4T3	1" x 3/4"	2.9	6	210-B7MF7	2" x 2"		1
210-GJ4T4	1" x 1"	3.7	5	<b>Copper Flare x Meter Flange</b>			
<b>Copper Flare x Meter Tail Nut</b>				210-C6MF6	1 1/2" x 1 1/2"	11.1	1
210-C3T3	3/4" x 3/4"	2.5	8	210-C7MF7	2" x 2"	16.2	1
210-C4T3	1" x 3/4"	2.9	6	<b>FIP x Meter Flange</b>			
210-C4T4	1" x 1"	3.6	4	210-F6MF6	1 1/2" x 1 1/2"	8.3	2
<b>PE Pipe Compression with insert x Meter Tail Nut</b>				210-F7MF7	2" x 2"	11.0	1
210-Z3T3	3/4" x 3/4"	1.7	6	<b>PE Pipe Compression x Meter Flange</b>			
210-Z4T3	1" x 3/4"	3.0	4	210-Z6MF6	1 1/2" x 1 1/2"		1
210-Z4T4	1" x 1"	3.8	4	210-Z7MF7	2" x 2"		1
<b>FIP x Meter Tail Nut</b>				<b>FIP x Meter Flange</b>			
210-F3T3	3/4" x 3/4"	2.0	10	210-F3F3	3/4" x 3/4"	1.7	10
210-F4T3	1" x 3/4"	2.4	6	210-F4F3	1" x 3/4"		10
210-F4T4	1" x 1"	3.1	5	210-F4F4	1" x 1"		10
<b>Kitec x Meter Tail Nut</b>							
210-K3T3	3/4" x 3/4"	2.3	6				
210-K4T3	1" x 3/4"						
210-K4T4	1" x 1"	3.7	4				
<b>FIP x FIP</b>							
210-F3F3	3/4" x 3/4"	1.7	10				
210-F4F3	1" x 3/4"		10				
210-F4F4	1" x 1"		10				

# Straight Meter Valves- Full Port



Part Number	Size	WT.	Box QTY.	Part Number	Size	WT.	Box QTY.
<b>CB Compression x Meter Tail Nut</b>				<b>CB Compression x FIP</b>			
212-H3T3	3/4" x 3/4"	3.8	6	212-H3F3	3/4" x 3/4"	2.1	6
212-H4T3	1" x 3/4"	2.8	6	212-H4F3	1" x 3/4"	2.5	8
212-H4T4	1" x 1"	6.3	4	212-H4F4	1" x 1"	2.9	4
<b>Campak x Meter Tail Nut</b>				<b>Campak x FIP</b>			
212-B3T3	3/4" x 3/4"	2.5	6	212-H5F5	1 1/4" x 1 1/4"		2
212-B4T3	1" x 3/4"	2.8	6	212-H6F6	1 1/2" x 1 1/2"	7.5	2
212-B4T4	1" x 1"	3.4	5	212-H7F7	2" x 2"	10.5	2
<b>Haystite x Meter Tail Nut</b>				<b>Haystite x FIP</b>			
212-J3T3	3/4" x 3/4"	3.8	6	212-B3F3	3/4" x 3/4"	2.1	6
212-J4T3	1" x 3/4"	2.8	5	212-B4F3	1" x 3/4"	2.4	8
212-J4T4	1" x 1"	6.3	5	212-B4F4	1" x 1"		2
<b>Gripjoint x Meter Tail Nut</b>				<b>Gripjoint x FIP</b>			
212-G3T3	3/4" x 3/4"	2.3	6	212-B6F6	1 1/2" x 1 1/2"	3.0	2
212-GJ4T3	1" x 3/4"	2.9	6	212-B7F7	2" x 2"		
212-GJ4T4	1" x 1"		5	<b>Haystite x FIP</b>			
<b>Copper Flare x Meter Tail Nut</b>				<b>Haystite x FIP</b>			
212-C3T3	3/4" x 3/4"	2.5	6	212-J3F3	3/4" x 3/4"	3.1	10
212-C4T3	1" x 3/4"		4	212-J4F3	1" x 3/4"		6
212-C4T4	1" x 1"	6.3	4	212-J4F4	1" x 1"		6
<b>PE Pipe Compression with insert x Meter Tail Nut</b>				<b>Copper Flare x FIP</b>			
212-Z3T3	3/4" x 3/4"		6	212-C3F3	3/4" x 3/4"	3.1	10
212-Z4T3	1" x 3/4"			212-C4F3	1" x 3/4"		6
212-Z4T4	1" x 1"		6	212-C4F4	1" x 1"		6
<b>PVC/GAL Compression x Meter Tail Nut</b>				<b>PE Pipe Compression with insert x FIP</b>			
212-PV3T3	3/4" x 3/4"		6	212-Z3F3	3/4" x 3/4"		10
212-PV4T3	1" x 3/4"		6	212-Z4F3	1" x 3/4"		8
212-PV4T4	1" x 1"		5	212-Z4F4	1" x 1"		8
<b>FIP x Meter Tail Nut</b>				<b>PVC/GAL Compression x FIP</b>			
212-F3T3	3/4" x 3/4"	2.1	10	212-Z6F6	1 1/2" x 1 1/2"		
212-F4T3	1" x 3/4"		8	212-Z7F7	2" x 2"		
212-F4T4	1" x 1"	6.0	5	<b>PVC/GAL Compression x FIP</b>			
<b>Kitec x Meter Tail Nut</b>				<b>PVC/GAL Compression x FIP</b>			
212-K3T3	3/4" x 3/4"	3.8	6	212-PV3F3	3/4" x 3/4"		10
212-K4T3	1" x 3/4"			212-PV4F3	1" x 3/4"		8
212-K4T4	1" x 1"			212-PV4F4	1" x 1"		8
<b>CB Compression x CB Compression</b>				<b>FIP x FIP</b>			
212-H3H3	3/4" x 3/4"	2.4	10	212-F3F3	3/4" x 3/4"	1.8	10
212-H4H4	1" x 1"	6.8	4	212-F4F3	1" x 3/4"	2.3	10
212-H6H6	1 1/2" x 1 1/2"	9.0	2	212-F4F4	1" x 1"	2.4	10
212-H7H7	2" x 2"	12.2	2	212-F5F5	1 1/4" x 1 1/4"	6.0	2
<b>Campak x Campak</b>				<b>212-F6F6</b>			
212-B3B3	3/4" x 3/4"	2.5	8	212-F7F7	2" x 2"	9.0	2
212-B4B4	1" x 1"	3.6	5	<b>Kitec x FIP</b>			
212-B6B6	1 1/2" x 1 1/2"	9.0	2	212-K3F3	3/4" x 3/4"	3.1	6
212-B7B7	2" x 2"	12.0	2	212-K4F4	1" x 1"	6.3	6
<b>Haystite x Haystite</b>				<b>CB Compression x Meter Flange</b>			
212-J3J3	3/4" x 3/4"	4.0	10	212-H6MF6	1 1/2" x 1 1/2"	7.4	2
212-J4J4	1" x 1"	6.8	4	212-H7MF7	2" x 2"	9.0	1
<b>PE Pipe Compression x PE Pipe compression with inserts</b>				<b>Campak x Meter Flange</b>			
212-Z3Z3	3/4" x 3/4"		10	212-B6MF6		7.4	2
212-Z4Z4	1" x 1"		4	212-B7MF7		9.0	2
212-Z6Z6	1 1/2" x 1 1/2"		2	<b>FIP x Meter Flange</b>			
212-Z7Z7	2" x 2"		2	212-F6MF6		8.2	2
				212-F7MF7		9.0	1
				<b>PE Pipe Compression x Meter Flange</b>			
				212-Z6MF6			2
				212-Z7MF7			1

# Meter Valves- Reduced Port



Part Number	Size	WT.	Box QTY.	Part Number	Size	WT.	Box QTY.
<b>CB Compression x Meter Tail Nut</b>				<b>Angle Meter Valves</b>			
224-H3T3	3/4" x 3/4"	1.8	10	<b>CB Compression x Meter Tail Nut</b>			
<b>Campak x Meter Tail Nut</b>				214-H3T3	3/4" x 3/4"	2.0	10
224-B3T3	3/4" x 3/4"	1.8	10	<b>Campak x Meter Tail Nut</b>			
<b>Haystite x Meter Tail Nut</b>				214-B3T3	3/4" x 3/4"	2.0	10
224-J3T3	3/4" x 3/4"	1.8	10	<b>Haystite x Meter Tail Nut</b>			
<b>Gripjoint x Meter Tail Nut</b>				214-J3T3	3/4" x 3/4"	2.0	10
224-GJ3T3	3/4" x 3/4"	1.8	10	<b>Gripjoint x Meter Tail Nut</b>			
<b>Copper Flare x Meter Tail Nut</b>				214-GJ3T3	3/4" x 3/4"	2.0	10
224-C3T3	3/4" x 3/4"	1.9	10	<b>Copper Flare x Meter Tail Nut</b>			
<b>PE Pipe Compression x Meter Tail Nut</b>				214-C3T3	3/4" x 3/4"	2.0	10
224-Z3T3	3/4" x 3/4"			<b>PE Pipe Compression x Meter Tail Nut</b>			
<b>PVC/GAL Compression x Meter Tail Nut</b>				214-Z3T3	3/4" x 3/4"		10
224-PV3T3	3/4" x 3/4"			<b>PVC/Gal Compression x Meter Tail Nut</b>			
<b>FIP x Meter Tail Nut</b>				214-PV3T3	3/4" x 3/4"		10
224-F3T3	3/4" x 3/4"	1.4	15	<b>FIP x Meter Tail Nut</b>			
<b>CB Compression x CB Compression</b>				214-F3T1	3/4" x 5/8"	1.4	15
224-H3H3	3/4" x 3/4"	2.0	8	214-F3T3	3/4" x 3/4"	1.4	15
<b>Campak x Campak</b>				214-F4T4	1" x 1"		
224-B3B3	3/4" x 3/4"	2.0	10	<b>Angle Meter Branch Assemblies</b>			
<b>Haystite x Haystite</b>				<b>CB Compression x Meter Tail Nut</b>			
224-J3J3	3/4" x 3/4"	2.0	8	234-H4T3	1" x 3/4"	6.4	5
<b>Gripjoint x Gripjoint</b>				234-H4T37500	1" x 3/4"	6.4	5
224-GJ3GJ3	3/4" x 3/4"			<b>Campak x Meter Tail Nut</b>			
<b>Copper Flare x Copper Flare</b>				234-B4T3	1" x 3/4"	6.4	5
224-C3C3	3/4" x 3/4"	2.0	8	234-B4T37500	1" x 3/4"	6.4	5
<b>PE Pipe Compression x PE Pipe Compression with Inserts</b>				<b>Straight Meter Valve Branch Assemblies</b>			
224-Z3Z3			10	<b>CB Compression x Meter Tail Nut</b>			
<b>PVC/GAL Compression x PVC/Gal Compression</b>				274-H4T3	1" x 3/4"	6.6	5
224-PV3PV3			8	274-H4T37500	1" x 3/4"	6.6	5
<b>CB Compression x FIP</b>				<b>Campak x Meter Tail Nut</b>			
224-H3F3	3/4" x 3/4"	1.7	10	274-B4T3	1" x 3/4"	6.3	5
224-H3F3S3300	3/4" x 3/4"	1.7	10	274-B4T37500	1" x 3/4"	6.6	5
224-H3F3S3530	3/4" x 3/4"	1.7	10				
224-H3F3S4080	3/4" x 3/4"	1.7	10				
224-H3F3S4330	3/4" x 3/4"	1.7	10				
<b>Campak x FIP</b>							
224-B3F3	3/4" x 3/4"	1.7	10				
224-B3F3S3300	3/4" x 3/4"	1.7	10				
224-B3F3S3530	3/4" x 3/4"	1.7	10				
224-B3F3S4080	3/4" x 3/4"	1.7	10				
224-B3F3S4330	3/4" x 3/4"	1.7	10				
<b>Copper Flare x FIP</b>							
224-C3F3	3/4" x 3/4"	1.7	10				
224-C3F34330	3/4" x 3/4"	1.7	10				
<b>Female x Female</b>							
224-F1F1	1/2" x 1/2"						
224-F3F3	3/4" x 3/4"	1.3	15				